Retail Market Profile 2018

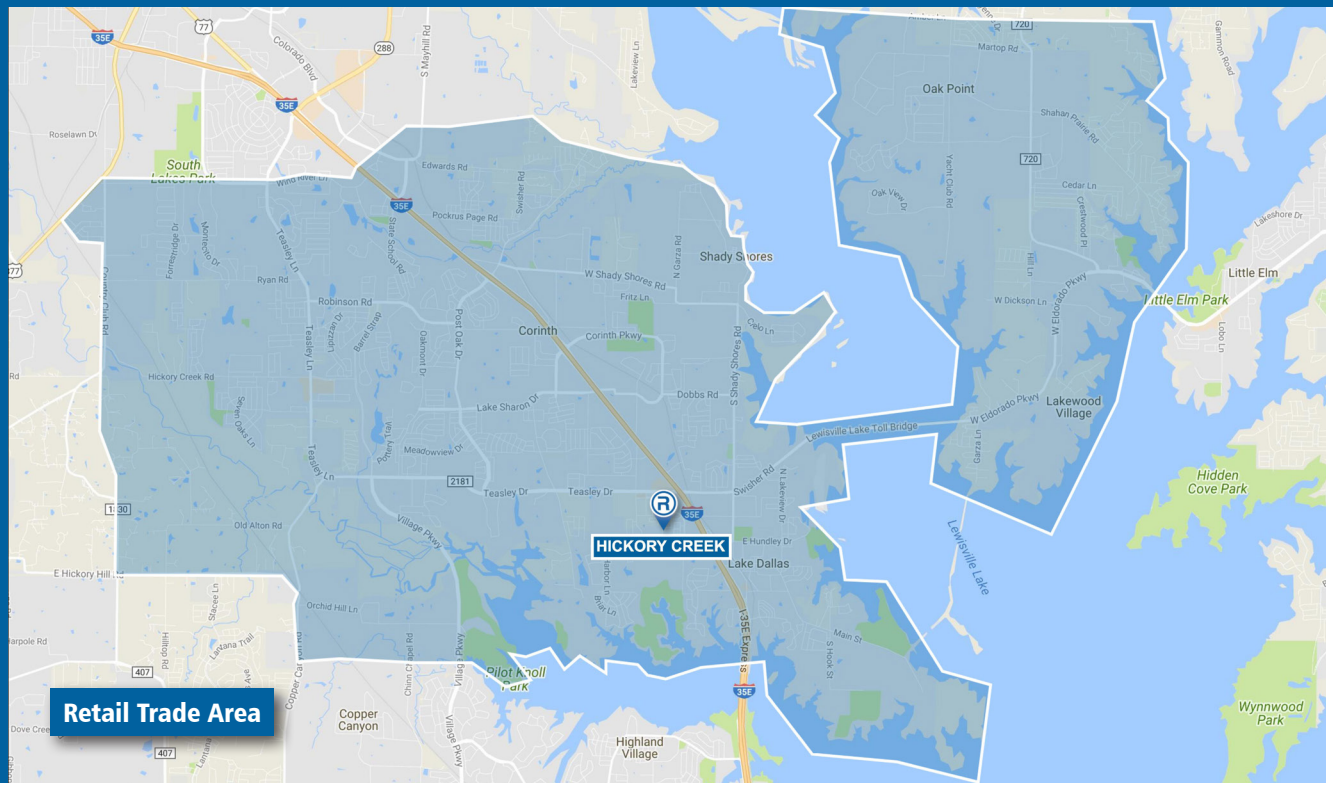

HICKORY CREEK TX

Contact Information

John M. Smith, Town Administrator
Hickory Creek Economic Development Corporation
1075 Ronald Reagan Avenue
Hickory Creek, Texas 75065

Phone 940.497.2528

john.smith@hickorycreek-tx.gov
www.hickorycreek-tx.gov

May 2018. All information furnished is from sources deemed reliable and is submitted subject to errors, omissions, change of terms and/or conditions. Prepared by The Retail Coach, LLC, a national retail consulting and market research firm. 800.851.0962.

Population

	2000	2010	2018 ESTIMATE	2023 PROJECTION
Retail Trade Area	35,237	65,074	82,475	91,605

Income

	2018 ESTIMATE
Average Household	$112,184
Median Household	$90,810
Per Capita	$37,751

Educational Attainment

	2018 ESTIMATE
Graduate or Professional	13.2%
Bachelor's Degree	25.0%
Associate Degree	8.5%
Some College, No Degree	27.6%
High School Graduate	19.8%
Some High School, No Degree	3.5%
Less than 9th Grade	2.4%

Race Distribution

	2018 ESTIMATE
White	77.70%
Black or African American	7.38%
American Indian/ Alaskan	0.85%
Asian	3.70%
Native Hawaiian/ Islander	0.10%
Other Race	6.76%
Two or More Races	3.51%
Hispanic or Latino (of any race)	20.67%

Age

GROUPS	2018 ESTIMATE
9 Years and Under	13.42%
10-17 Years	12.43%
18-24 Years	8.40%
25-34 Years	12.89%
35-44 Years	14.71%
45-54 Years	15.43%
55-64 Years	11.73%
65 Years and Over	10.99%
DISTRIBUTION	**2018 ESTIMATE**
Median Age	37.03
Average Age	36.81

TheRetailCoach®

LOCATION MAP

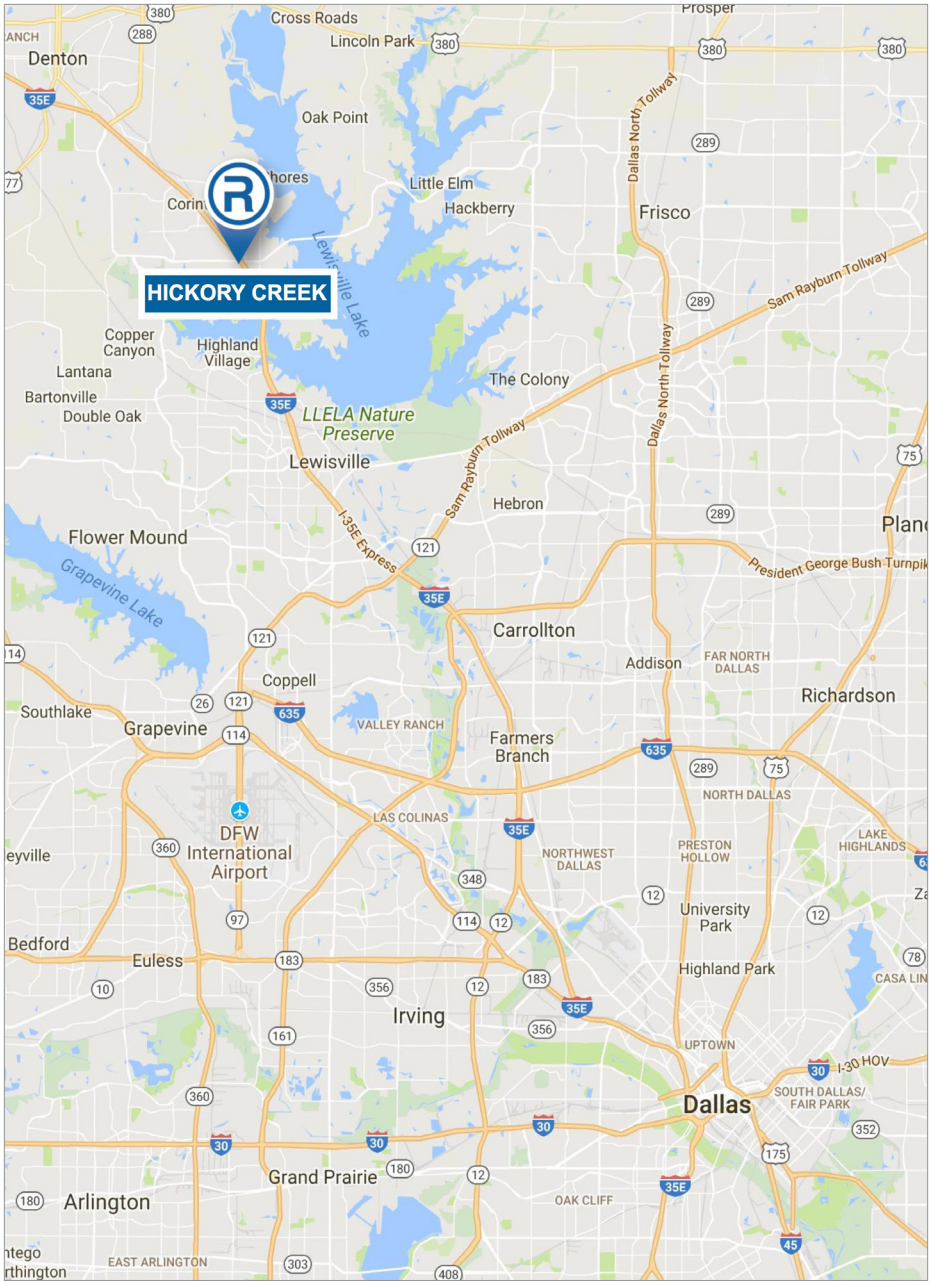

EXISTING RETAIL

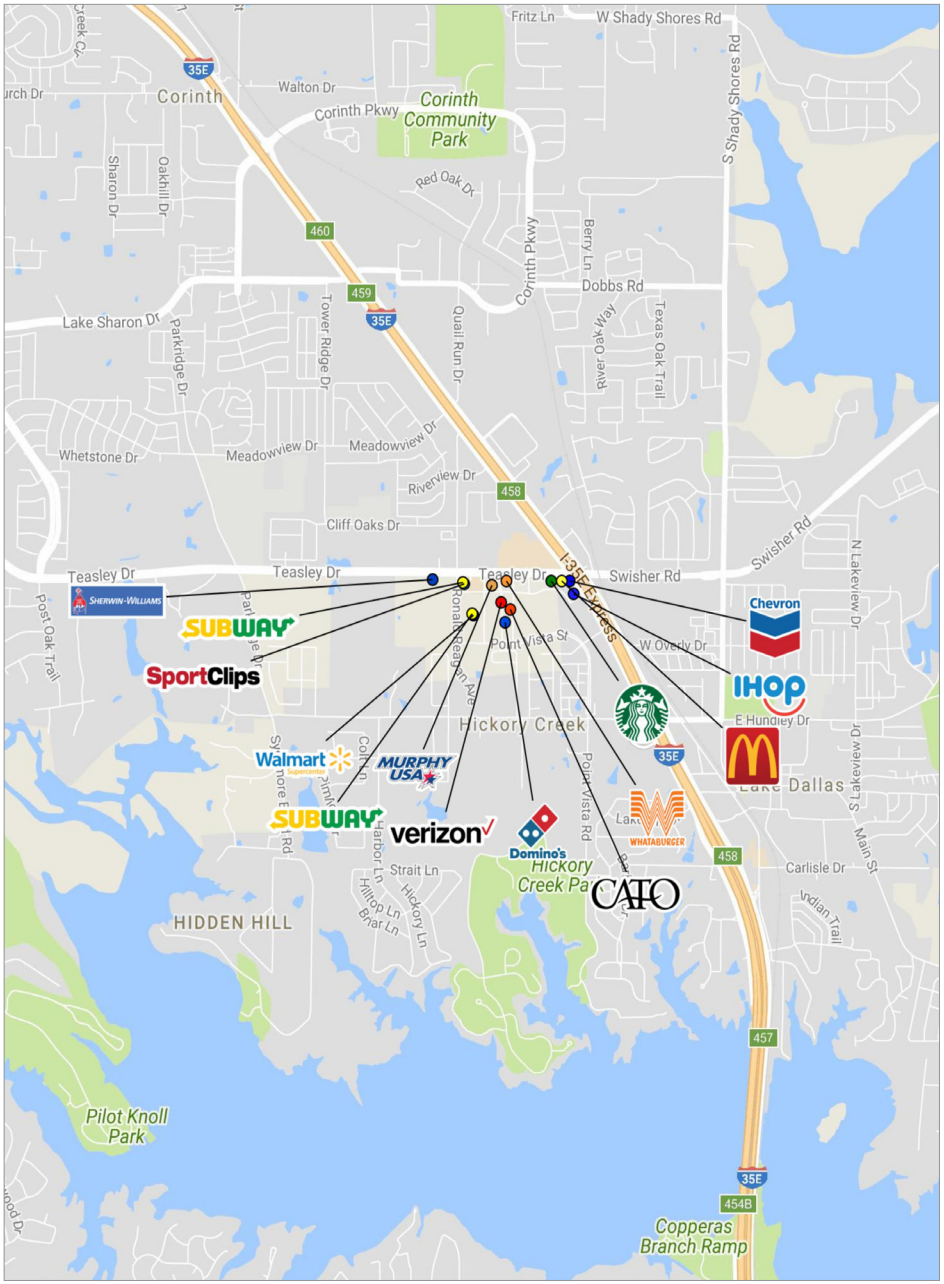

Information provided is for illustrative purposes only and is deemed to be correct as of publish date of this document.
Data souces used may include: ESRI, AGS, Nielsen, RegisPro, SitesUSA, TxDOT and/or Microsoft Corporation.

TheRetailCoach